

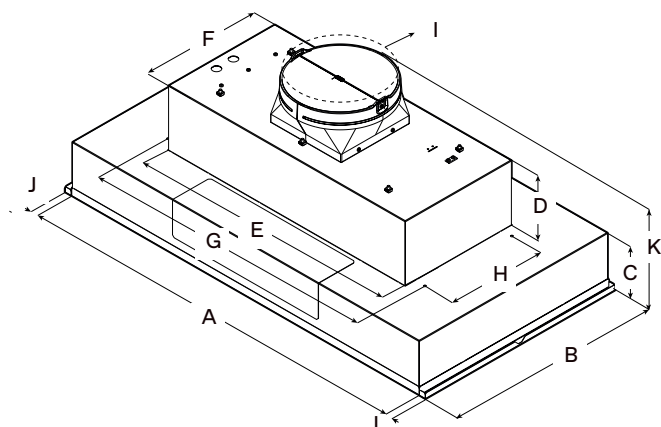
Trento

Insert hood



Learn more

MEASUREMENTS



	ETR628SS	ETR634SS* ETR134S1**	ETR146SS
A	28" (71.2 cm)	34" (86.3 cm)	46" (118 cm)
B		18" (45.7 cm)	
C		5 7/16" (13.8 cm)	
D		6 1/2" (16.4 cm)	
E	22 1/16" (56 cm)		27 9/16" (70 cm)
F		12 7/16" (31.6cm)	
G	24 7/16" (62 cm)		29 13/16" (75.7 cm)
H		10 1/8" (25.7cm)	
I	6" (15.2 cm)	6" (15.2 cm)* 8" (20.3 cm)**	8" (20.3 cm)
J		3/4" (1.9 cm)	
K		16 11/16" (42.4cm)	

DESCRIPTION






Trento provides professional grade performance, while being discreetly mounted inside the cabinetry. It is available with a 600 CFM or 1200 CFM blower for extraordinary ventilating power. Plus the All-In-One design avoids the need to purchase a stainless liner. Hidden metallic in/out knob controls operate the 4-speed blower and LED lighting.


A cleaner kitchen is ensured by Elica's patented angled baffle filters, which capture a higher percentage of contaminants and hold larger volumes of grease than traditional baffle filters.

*Damp-location approved



FEATURES

-  Hush system
-  Heat guard
-  Professional performance
-  Grease collectors
-  Seamless look



GENERAL PROPERTIES

Width	28"	34"	46"
Model	ETR628SS	ETR634SS* ETR134S1**	ETR146SS
Dimensions	28 1/2"Wx18"Dx11 7/8"H	34 1/2"Wx18"Dx11 7/8"H	46 1/2"Wx18"Dx11 7/8"H
Blower Type ¹ (Internal)	600 CFM (4-speed)	600 CFM (4-speed)* 1200 CFM (4-speed)**	1200 CFM (4-speed)
Noise (Min-max sones) ¹	1.7-7.0 Sones	1.7-7.0 Sones* 1.7-8.5 Sones**	1.7-8.5 Sones
Electrical	120V-60Hz, 490W	120V-60Hz, 490W* 120V-60Hz, 913W**	120V-60Hz, 926W
Illumination	2 LED, 6.5W, 3000K, 540 Lumen/Lamp		
Finish	Stainless Steel		
Controls	Fully Retractable Rotating Knobs with Blue backlighting		
Grease filters	Dishwasher-Safe, Professional Stainless Steel Angled Baffle Filters (2 for 28", 34" & 3 for 46")		
Installation type	Ducted or recirculating with kit		
Duct Transition	6" Round with Backdraft Damper (Top Only)	6" / 8"*** Round with Backdraft Damper (Top Only)	8" Round with Backdraft Damper (Top Only)

KITS

External Blower	KIT0153054 (1200 CFM blower, 8" or 10" compatible)
Inline Blower	KIT0154387 (1200 CFM blower, 8" or 10" compatible)
Inline Blower Shell (1200 CFM)	KIT0179549 (for use with 1200 CFM blower, 8" or 10" compatible)
Inline Blower Shell (600 CFM)	KIT0205342 (for use with 600 CFM blower, 6" compatible)
External Blower Shell	KIT0179547 (for use with 1200 CFM blower)
Recirculation (600 CFM)	KIT0192765 (4 round carbon filters)+ KIT0195736 (6" round deflector)
Recirculation (1200 CFM)	KIT0192765 (4 round carbon filters) + KIT0192763 (8" round deflector)
Electronic CFM Reduction Bypass	KIT0185752 (Achieves <300 CFM for 600 CFM Blower) KIT0185099 (Achieves <400 CFM for 1200 CFM Blower)

WARRANTY:² Two (2) Years Parts & In-Home Labor. Earn an additional One (1) Year of Parts & In-Home Labor by registering on elica.com



The product images shown are for illustration purposes only and may not be an exact representation of the product.
¹ CFM and Noise data indicate the performance of the hood blower tested according to international standards. For AHAM Certified Ratings, established in accordance with California Title 24 Standardized test procedure, please refer to AHAM Certified Product Directory. Electric Ratings are declared according to UL.

² For valid warranty extension, register within 3 months from purchase. For USA & Canada Users Only.