

# Leone Island

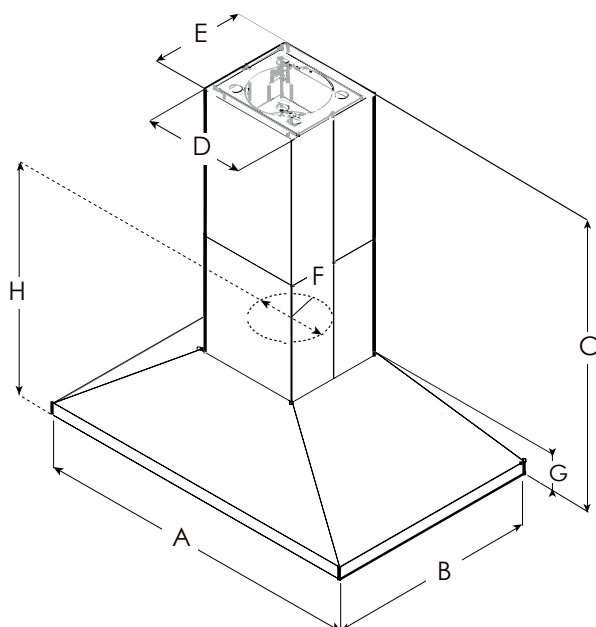
Specification sheet

## Island hood



Learn  
more

### MEASUREMENTS



	ELI136S2	ELI142S2
A	36" (91.1 cm)	42" (106.7 cm)
B	27" (68.6 cm)	
C	Max: 46 <sup>9</sup> / <sub>16</sub> " (118.3 cm) Min: 37 <sup>1</sup> / <sub>2</sub> " (95.3 cm)	
D	13 <sup>1</sup> / <sub>8</sub> " (33.2 cm)	
E	12" (30.5 cm)	
F	8" (20.3 cm)	
G	12 <sup>3</sup> / <sub>4</sub> " (32.4 cm)	
H	17 <sup>1</sup> / <sub>2</sub> " (44.3 cm)	






### DESCRIPTION

Designed to be suspended above a kitchen island, Leone's crisp lines, beveled rim and gleaming stainless steel deliver professional cooking with a sense of style. Give your kitchen a splash of Italian design with a chimney style island hood that has the extra depth and power required to support professional ranges and cooktops.

Available in 36" and 42" widths, Leone Island comes equipped with an extra powerful 1200 CFM internal blower and backlit hidden metallic in/out knobs, which operate the 4 speed blower and LED lighting.



### FEATURES

-  Hush system
-  Heat guard
-  Professional performance
-  Grease collectors
-  Seamless look



#### GENERAL PROPERTIES

Width	36"	42"
Model	ELI136S2	ELI142S2
Dimensions	36"W x 27"D x min 37 1/2 max 46 9/16"H	42"W x 27"D x min 37 1/2 max 46 9/16"H
Blower Type <sup>1</sup> (Internal)	1200 CFM (4-speed)	
Noise (Min-max sones) <sup>1</sup>	1.7-8.5 Sones	
Electrical	120V-60Hz, 926W	
Illumination	4 LED Lights, 6.5W, 3000K, 540 Lumen/Lamp	
Finish	Stainless Steel	
Controls	Fully Retractable Rotating Knobs with Blue backlighting	
Grease filters	2 Dishwasher-Safe, Professional Stainless Steel Baffle	
Installation type	Ducted or Recirculating with Kit	
Telescopic chimney	For ceiling heights 7'9"-9'10" (over electric cooking), 8'3"-9'10" (over gas cooking)	
Duct transition	8" round with backdraft damper (top only)	

#### KITS

Long Chimney Extension	KIT0100317 (Can reach up to 13'6")
Inline Blower Shell	KIT0179549 (for use with 1200 CFM blowers only)
External Blower Shell	KIT0179547 (for use with 1200 CFM blowers only)
Recirculation	KIT0192765 (4 round carbon filters)+ KIT0192761 (8" round deflector)
Electronic CFM Reduction Bypass	KIT0185099 (Achieves <400 CFM, for 1200 CFM Blower)

#### WARRANTY:<sup>2</sup>

**Two (2) Years Parts & In-Home Labor. Earn an additional One (1) Year of Parts & In-Home Labor by registering on [elica.com](http://elica.com)**



The product images shown are for illustration purposes only and may not be an exact representation of the product.  
<sup>1</sup> CFM and Noise data indicate the performance of the hood blower tested according to international standards. For AHAM Certified Ratings, established in accordance with California Title 24 Standardized test procedure, please refer to AHAM Certified Product Directory. Electric Ratings are declared according to UL.

<sup>2</sup> For valid warranty extension, register within 3 months from purchase. For USA & Canada Users Only.