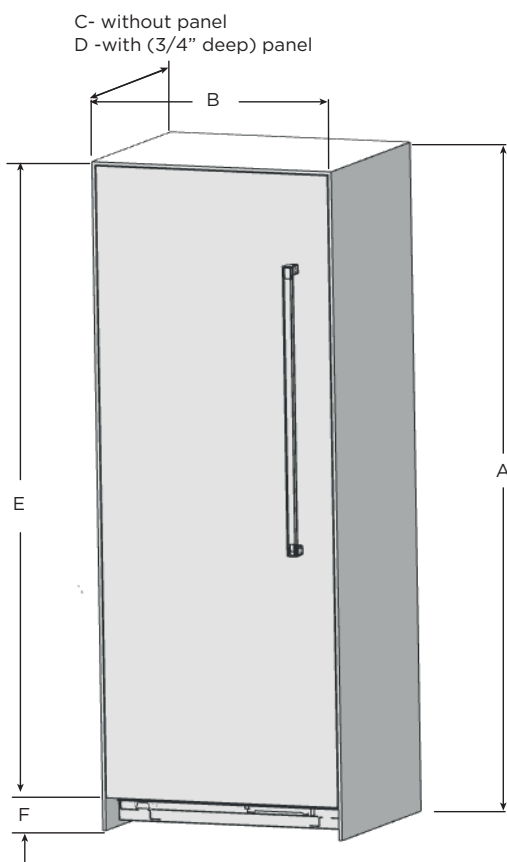


Dolomite 30''

Specification sheet

Built-In / Panel Ready Freezer Column

MEASUREMENTS








DESCRIPTION

Our 30'' Built-In Freezer Column boasting an impressive 8.6 CuFt Capacity. This isn't just an appliance; it's a statement of modern living with ample storage space, customizable temperature control, and perfect preservation for your frozen goods.

Immerse yourself in seamless integration with Panel Ready Capabilities and unique 3D adjustment for flawless flush installation. Redefine your kitchen experience with a touch of elegance and practicality, all while enjoying the flexibility to configure your kitchen with different design layouts.



FEATURES

-  Articulated hinge
-  Quiet operation
-  Panel ready
-  Eco-mode
-  Smart storage

	EC30SLA16IPR-R	EC30SLA16IPR
A	83 ⁹ / ₁₆ '' (212.3 cm)	
B	29 ³ / ₄ '' (45 cm)	
C	23 ⁵ / ₁₆ '' (59.2 cm)	
D	24 ¹ / ₄ '' (61.6 cm)	
E	79 ⁷ / ₈ '' (202.9 cm)	
F	4'' (10.2 cm)	



GENERAL PROPERTIES

Width	30" Unit
Model	EC30SLA16IPR-R (Right Side Hinge) EC30SLA16IPR (Left Side Hinge)
Dimensions	29 3/4" W x 24 1/4" D x 83 9/16" H
Cut Out Dimensions	30" W x 25" D x 84" H
Weight	210 lbs (Net) - 231 lbs (Packaged)
Installation type	Built-In, Bottom Mount
Door Finish	Panel ready/Stainless Steel Kit
Reversible Door	Field Reversible
Interior Finish	White plastic liner
Hinge Design	Articulating 90° opening flush hinge
Refrigerant type	R600A
Compressor	Donper
Total Capacity	8.6 cuft
Noise	Ultra Quiet 43 db(A)
Lighting	LED 6500K 300 lumens, 100 lumen for Freezer.
Controls	Electronic Soft-Touch Digital Black Glass display
Energy consumption	452 kw/year

ELECTRIC DATA

Electric	115V/60 Hz & 220-240 V/ 50-60Hz
Plug Type	NEMA 5-15 P plug
Power Cord Length	7.5 feet

FREEZER ZONE

Freezer Capacity	8.6 cuft
Temperature range	+5°F (-15°C) to -11°F (-24°C)
Shelving	1 stationary + 3 Height adjustable cantilever Spill-Proof Glass shelves
Drawers	4 Large Freezer drawer (1 with interior divider and ice maker)
Door Storage	3 Height adjustable Bins
Ice Maker	Interior Automatic Icemaker (3.9 lbs/day with basket capacity 5 lbs)

OTHER FEATURES

Sabbath & Holiday Mode
ECO Mode
Soft close crisper & pantry drawers
Ultra Quiet operation
True Flush Install - 3D door adjustment
Cool Day LED interior light side walls & ceiling

KITS

30" Stainless Steel Panel Kit	EPNKC30SS (3/4" deep)
Pro Handle Stainless Steel Kit	EPHKCSS
Tubular Handle Stainless Steel Kit	ETHKCSS
Column Joining Kit	ECJKCXX

WARRANTY:¹ Two (2) Years Parts & In-Home Labor. Earn an additional One (1) Year of Parts & In-Home Labor by registering on elica.com



The product images shown are for illustration purposes only and may not be an exact representation of the product.
¹ For valid warranty extension, register within 3 months from purchase. For USA & Canada Users Only.